

Composite Door Decorative Glass Options



The Ultimate
Composite Door Collection

Bullion

Deeply carved rings refract the light with stunning effect. Unlike traditional bullions these opulent grooves are encapsulated within the insulated glass unit for ease of cleaning.




Decorative Type
Double Glazed Bullion

Glass Detail
Deep cut encapsulated Bullion

Glass Textures
Stipple / Clear Bullion



The Ultimate
Composite Door Collection

Cameo


An extremely popular option 'Cameo' is a triple glazed decorative panel featuring crystal cut glass bevels. Backing textures have been carefully selected to compliment some of the most popular backing glasses used in side panels or top lights.



Decorative Type
Triple Glazed Bevel

Glass Detail
Cut bevel design with zinc came


Glass Textures
Stipple / Mins / Gluechip Bevel



The Ultimate
Composite Door Collection

Crescent


Deeply carved rings refract the light. Strikingly modern the 'Crescent' is a bespoke model which combines an etched finish with a graduated clear motif. The design is encapsulated within the insulated unit to ensure its good looks are well protected for many years to come.



Decorative Type
Double Glazed Frosted

Glass Detail
Frosted background with clear dividing lines


Glass Textures
Clear / Frost (etch / sandblast)



The Ultimate
Composite Door Collection

Deco


This linear design combining a satin effect backing glass and clear lines, offering a look of the utmost sophistication. Visually this style is very clean and crisp.



Decorative Type
Double Glazed Frosted

Glass Detail
Frosted background with clear dividing lines


Glass Textures
Clear / Frost (etch / sandblast)



The Ultimate
Composite Door Collection

Edge


This well-known design is simple and elegant, working very well both in traditional and contemporary properties. Edge decorative glass combines a satin effect backing with clear dividing lines.



Decorative Type
Double Glazed Frosted

Glass Detail
Frosted background with clear dividing lines


Glass Textures
Clear / Frost (etch / sandblast)



The Ultimate
Composite Door Collection

Grace


This lavish bevel cluster refracts light beautifully, with zinc came and hammered effect backing glass. It is a real statement piece!




Decorative Type
Triple Glazed Bevel


Glass Detail
Cut bevel design with zinc came

Glass Textures
Gluechip / Mins





Integral Blinds



The integral blind is cleverly encapsulated within the insulated glass cavity to provide a zero maintenance blind. The blind can be raised, lowered and easily tilted, using the unobtrusive finger control on the edge of the frame.

Decorative Type


Glass Detail


Glass Textures

Double Glazed


Adjustable blind between glass

Clear





Nordic



This very clean option has a brilliant-cut bevel to its outer face with a very smooth sandblasted surrounding backing glass. The sandblast highlights particular well the deeply grooved clear channels.

Decorative Type


Glass Detail

Glass Textures

Double Glazed Frosted

Frosted background with clear dividing lines

Clear / Frost (etch / sandblast)





Oasis



A wonderful traditional stained glass design with the modern twist of being triple glazed. This vibrant model combines colourful antique look cut glass with aged black came. Ideal for period and character properties.

Decorative Type


Glass Detail


Glass Textures

Triple Stained Glass

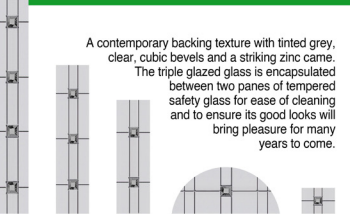
Antique coloured glass with black came

Stipple / Colour / Mins





Olympic



A contemporary backing texture with tinted grey, clear, cubic bevels and a striking zinc came. The triple glazed glass is encapsulated between two panes of tempered safety glass for ease of cleaning and to ensure its good looks will bring pleasure for many years to come.

Decorative Type

Glass Detail

Glass Textures

Triple Glazed Bevel

Cut bevel design with zinc came

Clear





Polaris



This beautiful star sparkles with light. Bevels with zinc came, surrounded with a stipple effect that provides moderate levels of privacy.

Decorative Type

Glass Detail

Glass Textures

Triple Glazed Bevel

Cut bevel design with zinc came

Stipple





Tate



Triple glazed decorative design at its very best! Black came, cut hammered and stipple backing textures give a lovely, graceful look. Due to high demand this choice is featured in most door styles.

Decorative Type

Glass Detail

Glass Textures

Triple Glazed Bevel

Cut bevel design with black came

Stipple / Mins





Tri Line



Ultra-modern triple glazing with amazing laser cut polished stainless-steel inserts. 'Tri Line' is a real showstopper, is aesthetically stunning and perfect for the contemporary door.

Decorative Type

Glass Detail

Glass Textures

Triple Stainless Steel

Laser cut stainless steel with zinc came

Stipple / Cots





Trio Diamond



Trio Diamond is characterised by its distinctive diamond cut bevels with brilliant cut starbursts to their centre. Triple glaze with zinc came and glue chip backing.

Decorative Type

Glass Detail

Glass Textures

Triple Glazed Bevel

Cut bevel design with zinc came

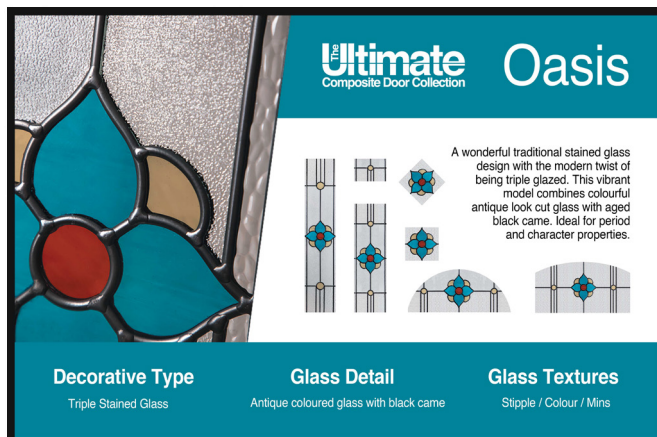
Gluechip

A = Original Oasis Glass

B = Oasis_v2 Glass

This option does not have a stained glass effect, the colours are bolder and no Minster glass is used, only Stippolyte style texture.

A




B



A



B



A



B



B Oasis_v2 Glass

